

Solutions for an Evolving Education Space

Hybrid Learning



A Leading EdTech Solution Provider

ViewSonic® 

Table Of Contents

01.	Integrated Solutions for EdTech	P 3
02.	Definitions of Different Learning Environments	P 4
03.	Blended Learning Classroom Setup	P 6
04.	Professional Hybrid Classroom Setup	P 8
05.	Advanced Hybrid Classroom Setup	P 10
06.	Basic Hybrid Classroom Setup	P 12
07.	Teacher Setup For Distance Learning	P 14
08.	Online & In-Class Student Setup	P 16
09.	Additional Tools & Resources	P 18

01



INTEGRATED SOLUTIONS FOR EDTECH | ViewSonic®

Solutions for an Evolving Education Space

ViewSonic is an all-in-one integrated solution provider that helps K-12 and higher education to set up learning environments seamlessly. Our solutions allow teachers to engage students in both formal and informal educational environments. These solutions include blended learning setups, professional/advanced/basic hybrid classroom setups, and distance learning setups.

Blended learning is using both online and offline curricula in addition to traditional in-person classes supplemented or reinforced with technology. As blended learning is the overarching umbrella term, it also covers other types of learning including both hybrid learning and distance learning.

Hybrid learning refers to synchronous learning that teachers conduct to both in-person and online learners simultaneously. This could mean there are a few students in the physical classroom while others are at home or other learning spaces. This can also refer to a situation to where students spend half the day in the physical classroom while the other half are at home then they switch.

Distance learning is any form of remote education where students are not physically present for the lesson. Students are distanced from the physical area of learning and taught using some or all online methods.

Regardless of what kind of pedagogy you wish to facilitate, ViewSonic can create the perfect customized solution to help educators respond to any situation. Contact us and take the actions needed to adopt to the new era of education no matter what your situation calls for.

02

Defining Learning Environments

With evolving educational expectations, educators are changing the way they teach to fit the needs of different situations. However, the transition will be highly dependent on technology integrations. Before diving into different setups solutions, let's look at ViewSonic's definitions of different learning environments.

	Blended Learning	
	Integrating digital technology into lessons; most students attend in-person	
	Hybrid Learning	Distance Learning
Definition	Synchronous learning for in-class and online students simultaneously	Synchronous or asynchronous; students only attend classes remotely
Tech Tools	<ul style="list-style-type: none">• Interactive Flat Panels• Non-Touch Displays• Projectors• Touch Monitors <ul style="list-style-type: none">• Webcams• Wireless Microphones• Writing Device	<ul style="list-style-type: none">• Touch Monitors• Non-Touch Monitors• Webcams <ul style="list-style-type: none">• Headsets• Writing Device
Scenarios or Arrangements	Scheduled & arranged by the institution for students to attend in-class or online	Synchronous to be arranged by teachers or institution ASynchronous students access lesson materials anytime

Interactive Flat Panel

Multifunctional EdTech Solutions

Add-Ons



Headset



Webcam



Microphone



Keyboard & Mouse



Monitor



Writing Device



Document Camera



Replacements



Network Switch



Speaker



WiFi Router




Whiteboard



PC



Video Player



App Launcher

An all-in-one solution that serves as the hub for vital tools and replaces redundant devices



03

Solution - Blended Learning Classroom Setup

ViewSonic Blended Learning Offers:

- Facilitation of multi-media content to be incorporated into lesson plans
- Easy and convenient setup
- The ability for teachers to record and send lessons to students for asynchronous learning

Additional Options:

- Additional ViewBoards installed on the side walls for group collaboration huddle spaces
- Writing device for students to digitize note-taking efficiently
- Addition of Document Camera to incorporate analog teaching materials to lesson plans
- Addition of WiFi Module on existing ViewBoards LAN network is absent

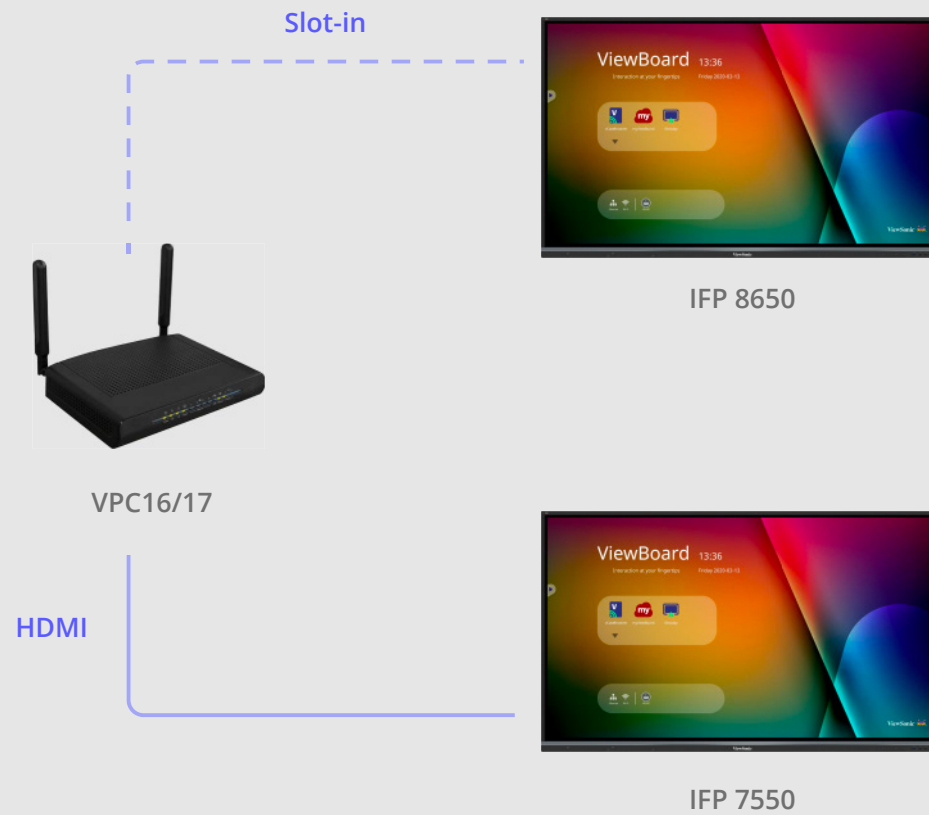
Substitution Options:

- Replace ViewBoards with ViewSonic Projectors and ViewBoard Mini



Product	Model	Remarks
1	86" ViewBoard IFP 8650	Place at the front of the classroom to display lesson materials
2	Slot-In PC (VPC) VPC16/17	PC Embedded in the ViewBoard for teacher to access class materials and various whiteboarding features
3	75" ViewBoard IFP 7550	Place on the side walls for group huddles and presentations

Blended Learning Classroom Setup



- 1 IFP 8650
- 2 VPC16/17
- 3 IFP 7550

04

Solution - Basic Hybrid Classroom Setup

ViewSonic Basic Hybrid Learning Offers:

- Synchronous learning with live-streaming between in-class and online students
- The ability to record and share lessons to all students for asynchronous learning
- Simple real-time and offline collaboration
- Flexibility for online students with pre-recorded lessons, extra materials, and supplements
- Touch Display monitor with podium can be used as a control center to promote sharing

Additional Options:

- Additional ViewBoards installed on the side walls for group collaboration huddle spaces
- Addition of Document Camera enables teachers to incorporate analog teaching materials to their lesson plans
- Addition of WiFi Module on existing ViewBoards LAN network is absent

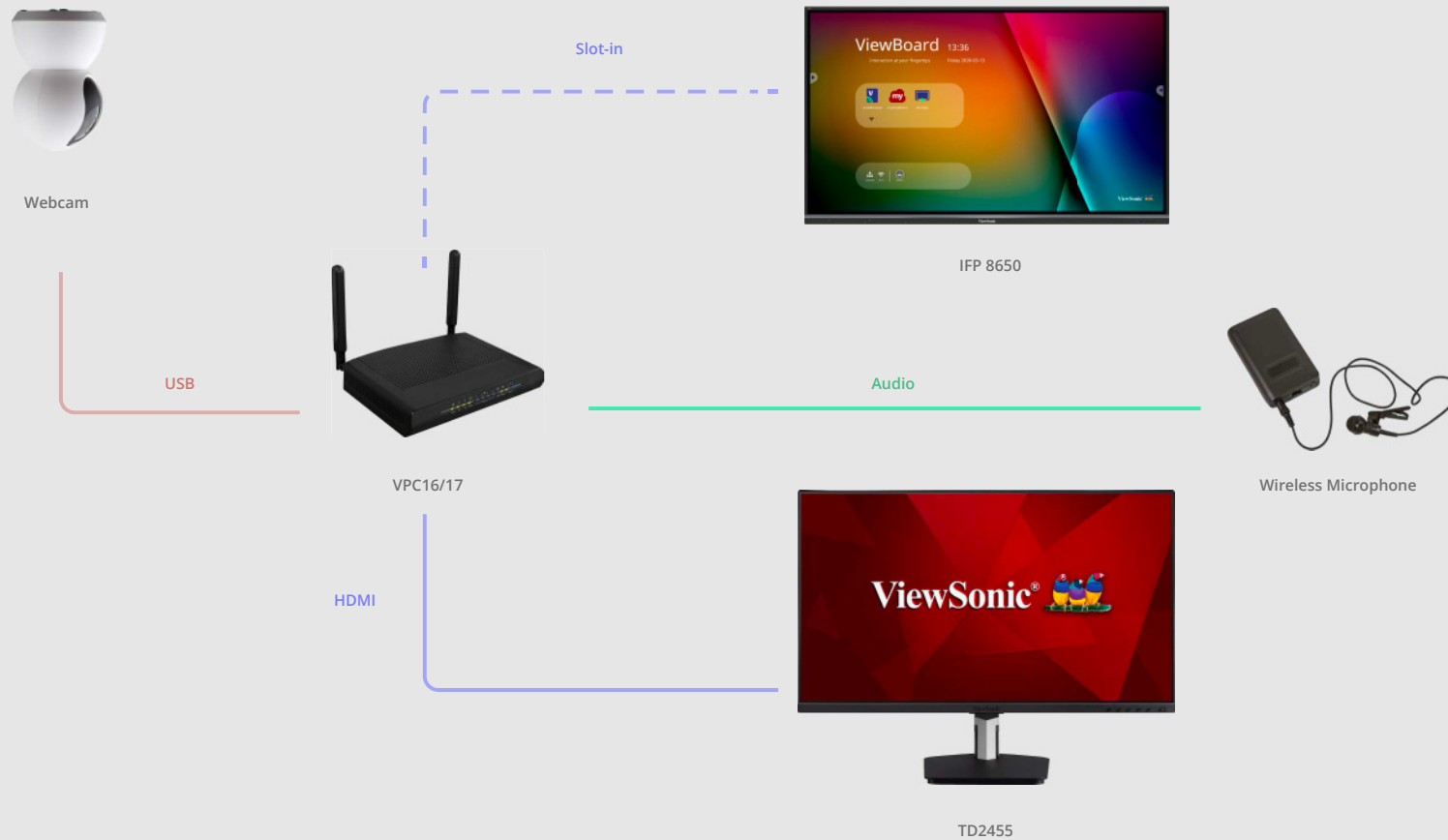
Substitution Options:

- Replace ViewBoards with ViewSonic Projectors and ViewBoard Mini



Product	Model	Remarks
1	86" ViewBoard IFP 8650	Place at the front of the classroom to display lesson materials
2	Slot-In PC (VPC) VPC16/17	PC embedded in the ViewBoard for teacher to access class materials and various whiteboarding features
3	Wireless Microphone	Capture teacher's voice for online students
4	Webcam	Record teacher conducting lessons in front of ViewBoard to engage online students
5	Touch Display Monitor TD2455	Use as a control center via extended screen of Slot-In PC to manage online students
6	Software myViewBoard myViewBoard Clips	Software used for ViewBoard; offers a wide range of features that allows teacher to conduct a hybrid lesson seamlessly. myViewBoard Clips offer educational grade videos for student engagements.

Basic Hybrid Classroom Setup



- 1 IFP 8650
- 2 VPC16/17
- 3 Wireless Microphone
- 4 Webcam
- 5 TD2455

05

Solution – Advanced Hybrid Classroom Setup

ViewSonic Advanced Hybrid Learning Offers:


- Teachers to see online students via the display located at the back of the room
- Ability to switch back-of-class display to mirror front-of-class ViewBoard for a convenient teaching experience
- Additional capability to use the back-of-class display as an extended screen for teaching materials

Additional Options:

- Additional ViewBoards installed on the side walls for group collaboration huddle spaces
- Additional microphones and webcams for students to facilitate interactions between in-class and online students
- Inclusion of myViewBoard Direct to allow a second screen (student or teacher) to be displayed on the main ViewBoard screen
- Addition of Document Camera enables teachers to incorporate analog teaching materials in their lesson plans
- Addition of WiFi Module on existing ViewBoards LAN network is absent

Substitution Options:

- Replace ViewBoards with ViewSonic Projectors and ViewBoard Mini



Product	Model	Remarks
1	86" ViewBoard IFP 8650	Place at the front of the classroom to display lesson materials
2	Slot-In PC (VPC) VPC16/17	PC embedded in the ViewBoard for teacher to access class materials and various whiteboarding features
3	Projector LS600W	Display online students' view for teacher to conduct the hybrid class
4	Wireless Microphone	Capture teacher's voice for online students
5	Webcam	Record teacher conducting lessons in front of ViewBoard to engage online students
6	Touch Display Monitor TD2455	Use as a control center via extended screen of Slot-In PC to manage online students
7	Software myViewBoard myViewBoard Clips	Software used for ViewBoard; offers a wide range of features that allows teacher to conduct a hybrid lesson seamlessly. myViewBoard Clips offer educational grade videos for student engagements.

Advanced Hybrid Classroom Setup

How To Set Up The Extended Screen

Display

Rearrange your displays

Select a display below to change the settings for it. Press and hold (or select) a display, then drag to rearrange it.



Identify Detect

Display

Windows HD Color

Get a brighter and more vibrant picture for videos, games and apps that support HDR.

[Windows HD Color settings](#)

Scale and layout

Change the size of text, apps, and other items

150% (Recommended)

[Advanced scaling settings](#)

Display resolution

1920 x 1080 (Recommended)

Multiple displays

Multiple displays

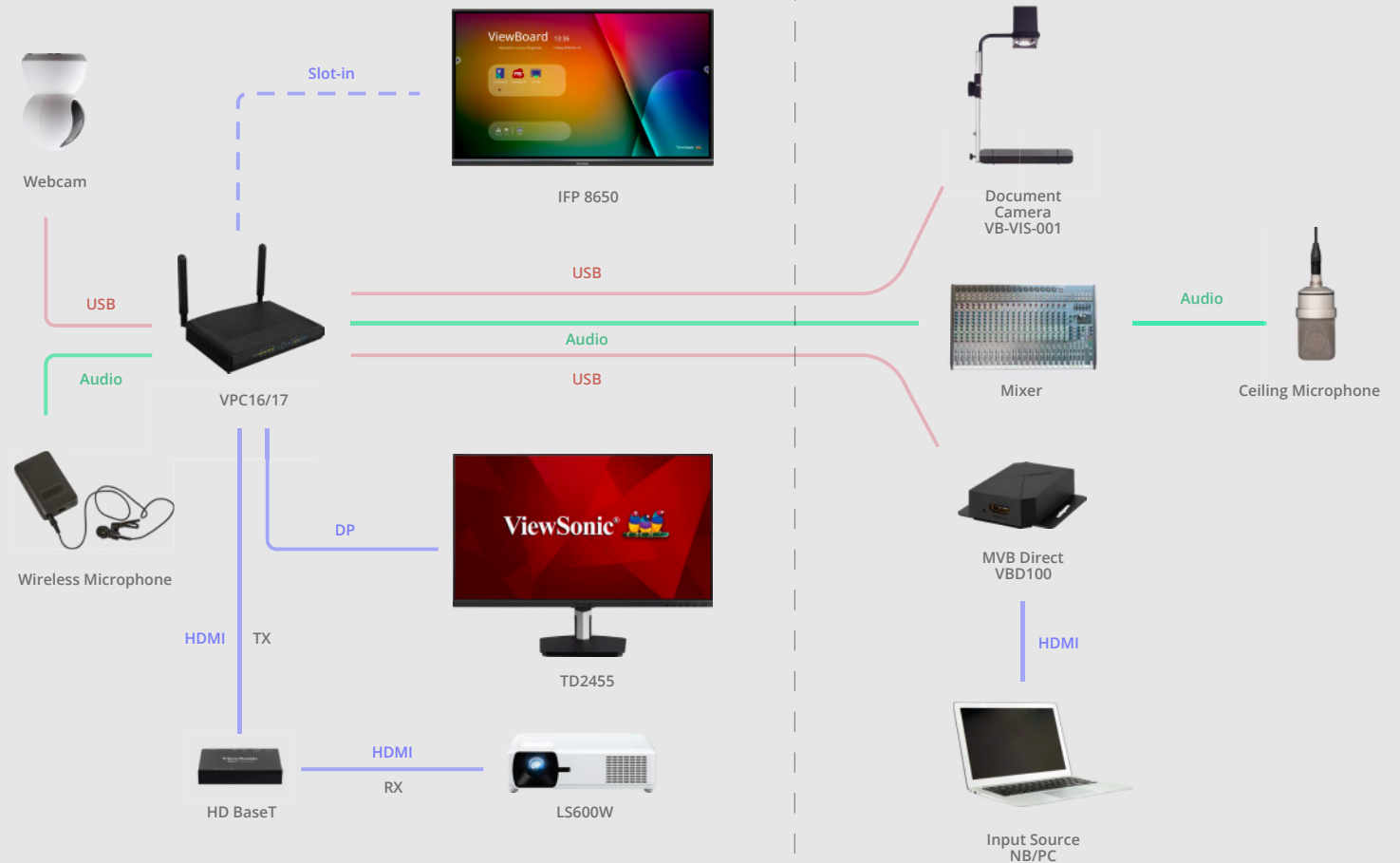
Extend these displays

Make this my main display

[Connect to a wireless display](#)

[Advanced display settings](#)

[Graphics settings](#)



- 1 IFP 8650
- 2 VPC16/17
- 3 Projector
- 4 Wireless Microphone
- 5 Webcam
- 6 TD2455

06

Solution – Professional Hybrid Classroom Setup

ViewSonic Professional Hybrid Learning Offers:

- An effective way to simulate in-class learning experience for online students
- Enablement of collaborations and interactions between online and in-class students via ViewBoards on the side walls
- Multiple projectors at the back of the room for teachers to see online students and display teaching materials or online-teaching view

Additional Options:

- Addition of LED Display Wall at the front of the class elevates the hybrid learning experience for both in-class and online students
- Inclusion of myViewBoard Direct allows a second screen (student or teacher) to be displayed on the main ViewBoard screen
- Addition of document camera enables teachers to incorporate analog teaching materials into their lesson plans
- Addition of WiFi Module on existing ViewBoards LAN network is absent

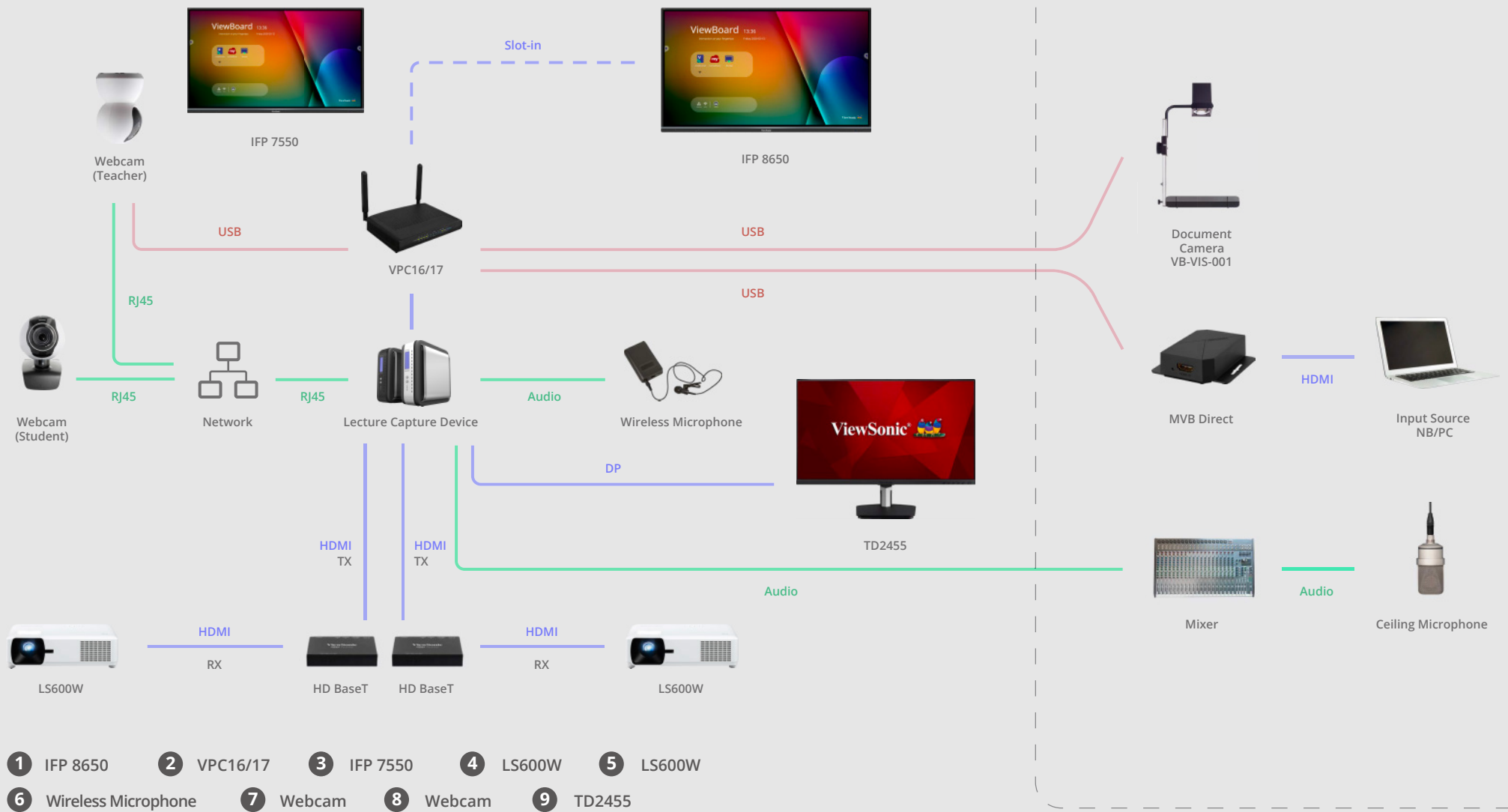
Replacement Options:

- Replace back-of-class Viewsonic Projectors with ViewBoards or ViewSonic Wireless Presentation Display



Product	Model	Remarks	
1	86" ViewBoard	IFP 8650	Place at the front of the classroom to display lesson materials
2	Slot-In PC (VPC)	VPC16/17	PC embedded in the ViewBoard for teacher to access class materials and various whiteboarding features
3	75" ViewBoard	IFP 7550	Place on the sidewalls for group huddles and presentations
4	Projector	LS600W	Display online students view for teacher to conduct the hybrid class
5	Projector	LS600W	Display teaching materials for teacher to view as lesson prompts so teacher can be looking directly at the camera
6	Wireless Microphone		Capture teacher's voice for online students
7	Webcam		Record in-class situations to engage online students
8	Webcam		Record teacher conducting lessons in front of ViewBoard to engage online students
9	Touch Display Monitor	TD2455	Use as a control center via extended screen of Slot-In PC to manage online students
10	Software	myViewBoard myViewBoard Clips	Software used for ViewBoard; offers a wide range of features that allows teacher to conduct a hybrid lesson seamlessly. myViewBoard Clips offer educational grade videos for student engagements.
11	Lecture Capture Device		Allows teachers to control and switch between different screens displayed in the classroom

Professional Hybrid Classroom Setup



07

Solution – Teacher Setup For Distance Learning

ViewSonic Distance Learning Offers:

- The options of video conferencing or live streaming lessons
- Real-time student interactions and feedback
- Touch interactions for teachers to mimic traditional whiteboarding
- Dual monitors for teachers to separate video feed view from whiteboarding view

Additional Options:

- Addition of document camera enables teachers to incorporate analog teaching materials in their lesson plans

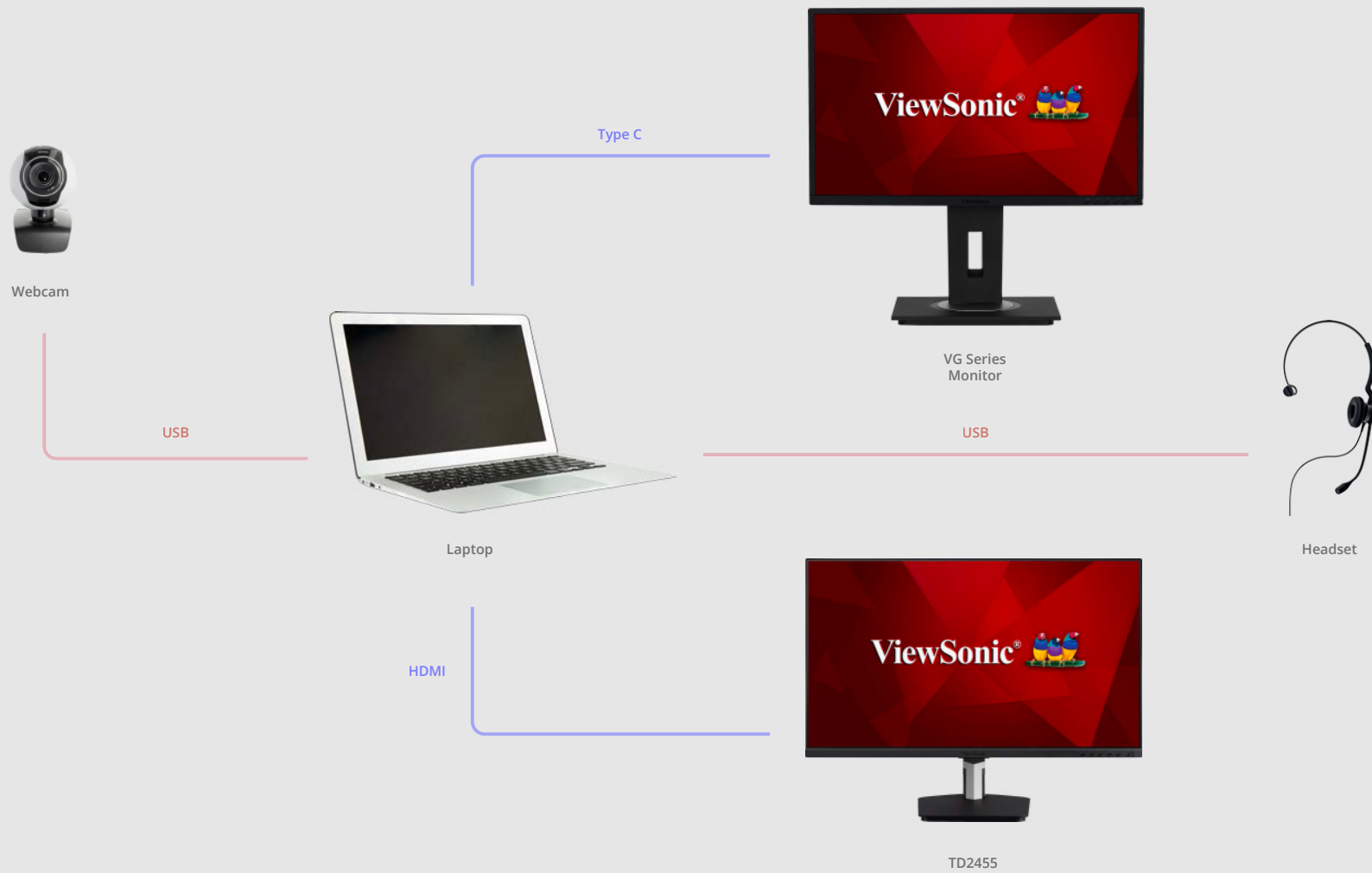
Substitution Options:

- Replacement of Touch Display with Notas for teachers with extensive writing requirements
- Replacement of Touch Display with ViewSonic Non-touch Monitors and writing device




Product	Model	Remarks
1	Touch Display Monitor TD2455	Use as whiteboarding platform for teacher to facilitate lessons
2	Monitor VG series	Display online students view for teacher
3	Headset	Capture teacher's voice for online students
4	Webcam	Record teacher conducting lessons to engage online students
5	Software myViewBoard myViewBoard Clips	Software used for ViewBoard; offers a wide range of features that allows teacher to conduct a hybrid lesson seamlessly. myViewBoard Clips offer educational grade videos for student engagements.

Distance Learning Teacher Setup



- 1 TD 2455
- 2 VG Series Monitor
- 3 Headset
- 4 Webcam


Solution – Online Student Setup



Product	Model	Remarks	
1	Monitor	VA Series	Display video conferencing screen for online classes
2	Drawing Pad	WoodPad Paper	Allows students to digitalize inputs and share quickly with teacher
3	Headset		Capture online student's voice in hybrid classes
4	Webcam		Record teacher conducting lessons to engage online students
5	Software	myViewBoard myViewBoard Clips	Software used for ViewBoard; offers a wide range of features that allows teacher to conduct a hybrid lesson seamlessly. myViewBoard Clips offer educational grade videos for student engagements.

08

Solution – In-class Student Setup



Product	Model	Remarks	
1	Monitor	VA Series	Display video conferencing screen for online classes
2	Drawing Pad	WoodPad Paper	Allows students to digitalize inputs and share quickly with teacher
3	Software	myViewBoard myViewBoard Clips	Software used for ViewBoard; offers a wide range of features that allows teacher to conduct a hybrid lesson seamlessly. myViewBoard Clips offer educational grade videos for student engagements.

ViewSonic Blended Learning Offers:

- Real-time in-class/online student collaboration
- Synchronous learning between in-class and online students
- Asynchronous learning for students who cannot make it to every class

Additional Options:

- Touch Display or Notas for further integration and digital annotating abilities
- Extra monitor additional to the Laptop for note taking and class participation
- Writing device to digitize writing and an easy solution for students to interact with teachers

Solution – Online Student Setup



- 1 ViewSonic Monitor
- 2 Writing Device
- 3 Headset
- 4 Webcam

Solution – In-class Student Setup



- 1 ViewSonic Monitor
- 2 Writing Device

More Resources



ViewSonic Education provides educators with solutions in facilitating effective and efficient lessons with the help of technology.

Visit our site to find out more:
<https://www.viewsonic.com/education/>



Want to stay in sync with the hottest technology trends and topics?

The ViewSonic Library provides resourceful insights on education and technology.

Visit our site to find out more:
<https://www.viewsonic.com/library/education/>



myViewBoard is a software suite that allows educators to conduct your lessons easily and efficiently. It embeds a wide range of tools that enables teachers to interact freely with their students regardless if in-class or online.

Visit our site to find out more:
<https://myviewboard.com/>



Running out of ideas to keep your students interested in a hybrid lesson? myViewBoard Clips is a platform that provides millions of educational videos from trustworthy sources. myViewBoard Clips offers parents and teachers a worry-free platform for students to visualize new information.

Visit our site to find out more:
<https://myviewboardclips.com/>




The myViewBoard blog is full of actionable tactics to better overcome the challenges of hybrid teaching.

Visit our site to find out more:
<https://myviewboard.com/blog/>

Solutions for an Evolving Education Space

A Leading EdTech Solution Provider

Reseller Information



02

Defining Learning Environments

With evolving educational expectations, educators are changing the way they teach to fit the needs of different situations. However, the transition will be highly dependent on technology integrations. Before diving into different setups solutions, let's look at ViewSonic's definitions of different learning environments.

	Blended Learning	Hybrid Learning	Distance Learning
Definition	Integrating digital technology into lessons; most students attend in-person	Synchronous learning for in-class and online students simultaneously	Synchronous or asynchronous; students only attend classes remotely
Tech Tools	<ul style="list-style-type: none"> • Interactive Flat Panels • Projectors • Non-Touch Displays 	<ul style="list-style-type: none"> • Interactive Flat Panels • Non-Touch Displays • Projectors • Touch Monitors • Webcams • Wireless Microphones • Writing Device 	<ul style="list-style-type: none"> • Touch Monitors • Non-Touch Monitors • Webcams • Headsets • Writing Device
Scenarios or Arrangements	Scheduled & arranged by teachers or institution	Scheduled & arranged by the institution for students to attend in-class or online	<p>Synchronous to be arranged by teachers or institution</p> <p>Asynchronous students access lesson materials anytime</p>